

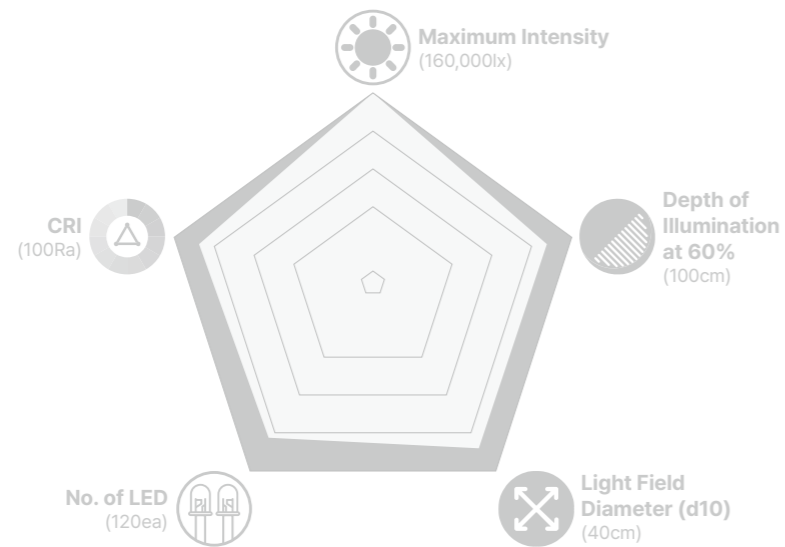
LUVIS | M310/M210



M310

M210

Feature



Enhanced Visibility



Professional LED




Healthcare Design

LUVIS | M310

Various
Eco-friendly
Convenient



Feature



Illumination Intensity
Max. 160,000lx



Color Temperature
M300: 4,300K
M310: 3,800K/4,300K/4,800K



Light Field Diameter
6 steps adjustment
(20-30cm)



ENDO Mode
Suitable for endo-surgery
by one click, Ec*5%

Smart Sensor in Surgical Lights

Detects movements by the surgeon or medical staff, allowing them to adjust the light's intensity



Adjustable Color Temperature

The color temperature in the range 3,800K to 4,800K, provide a balance between visibility and comfort for the surgical team.



Optional Features



Full HD Camera



Wall Controller




Battery

Various Eco-friendly Convenient



Feature




Illumination Intensity
Max. 120,000lx



Color Temperature
M200: 4,300K
M210: 3,800K/4,300K/4,800K



Light Field Diameter
6 steps adjustment
(20-30cm)



ENDO Mode
Suitable for endo-surgery
by one click, Ec*5%

Adjustable color temperature

The color temperature in the range 3,800K to 4,800K, provide a balance between visibility and comfort for the surgical team.



Detachable Centergrip

Quick controller & Autoclavable handle



Optional Features



Wall Controller



Battery

Technical Specification

Model		L400	M400
Design (light head)			
Head Size (cm)		Ø 73	Ø 63
No. of LED (ea)		112	72
Central Illumination Ec (lx)		160,000	140,000
Electronic Adjustment Range (%)		10-100 (continuous)	10-100 (continuous)
Endo Mode (Illumination, lx)		1,600-16,000 (1-10% continuous)	1,400-14,000 (1-10% continuous)
Color Temperature (K)		3,600-5,400 (continuous)	3,600 - 5,400 (continuous)
Color Rendering Index (Ra/R9/R13)		99/99/99	99/99/99
Light Field Diameter (d10, cm)		18-34 (continuous)	18-30 (continuous)
Light Field Diameter (d50, cm)		10-19	10-18
Shadow Dilution (%)	With Tube	95	100
	With 1 mask/With 1 mask+tube	92/85	85/85
	With 2 mask/With 2 mask+tube	70/65	70/70
Depth of Illumination at 60% (cm)		85	80
Illumination Energy (W/m ²)		570	498
Power Consumption (VA)		105	72
Life Span (Hr)		60,000	60,000
Detachable Centre Grip		Yes(2X)	Yes(2X)
Certificate		CE/UL/FDA	CE/UL/FDA
Installation Type		Single Ceiling Dual Ceiling Mobile	Single Ceiling Dual Ceiling Mobile
Option		Full-HD Camera 4K Camera Tablet PC(App) Wall Controller Backup Battery	Full-HD Camera 4K Camera Tablet PC(App) Wall Controller Backup Battery

Model		L200	M310	M210
Design (light head)				
Head Size (cm)		66×66	60×60	50.6×50.6
No. of LED (ea)		96	84	54
Central Illumination Ec (lx)		160,000	160,000	120,000
Electronic Adjustment Range (%)		25-100	25-100	30-100
Endo Mode (Illumination, lx)		8,000	8,000	6,000
Color Temperature (K)		3,800/4,300/4,800	M300: 4,300 M310: 3,800/4,300/4,800	M200: 4,300 M210: 3,800/4,300/4,800
Color Rendering Index (Ra/R9/R13)		95/90/99	95/90/95	95/90/95
Light Field Diameter (d10, cm)		20-30	20-30	20-30
Light Field Diameter (d50, cm)		12-18	12-18	12-18
Shadow Dilution (%)	With Tube	98	100	100
	With 1 mask/With 1 mask+tube	80/70	65/60	50/50
	With 2 mask/With 2 mask+tube	70/65	55/50	48/48
Depth of Illumination at 60% (cm)		85	90	65
Illumination Energy (W/m ²)		546	540/540	419/428
Power Consumption (VA)		67	M300: 106-131 M310: 88-117	M200: 72-102 M210: 79-111
Life Span (Hr)		60,000	60,000	60,000
Detachable Centre Grip		Yes(2X)	Yes(2X)	Yes(2X)
Certificate		CE/UL/FDA	CE/UL/FDA	CE/UL/FDA
Installation Type		Single Ceiling Dual Ceiling Mobile	Single Ceiling Dual Ceiling Mobile	Single Ceiling Dual Ceiling Mobile
Option		Full-HD Camera Wall Control Box Backup Battery	Full-HD Camera Wall Control Box Backup Battery	Wall Control Box Backup Battery